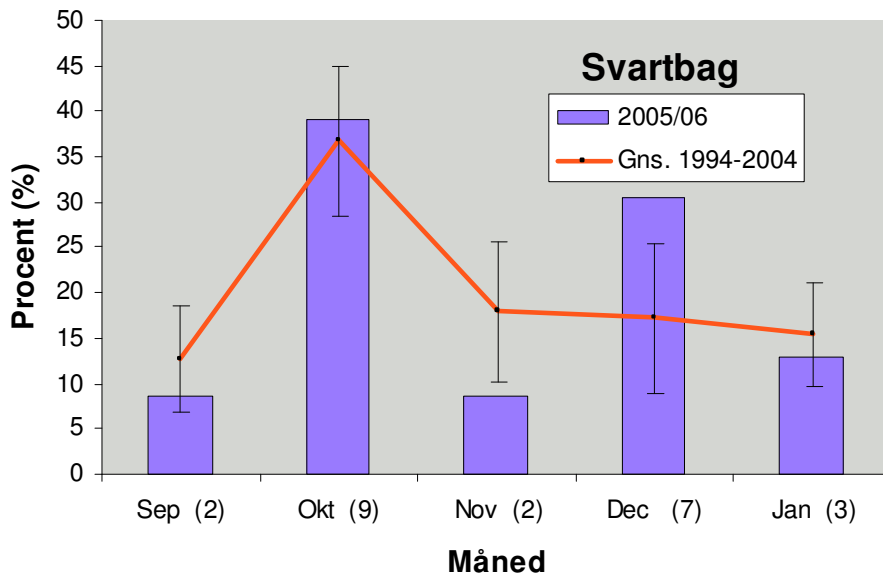


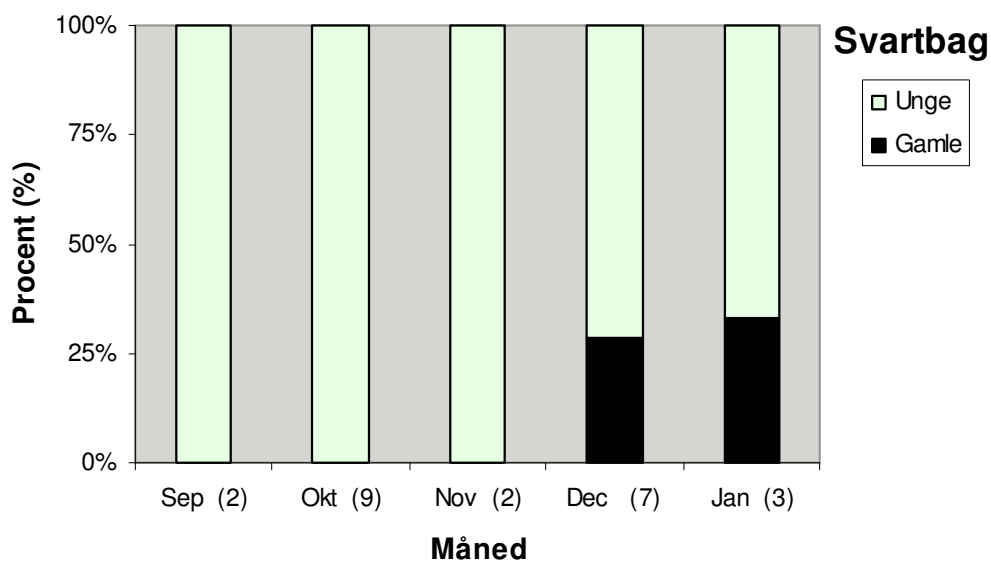
Figur 2. Antallet af indsendte vinger af svartbag fra jagtsæsonerne 1985/86-2005/06. *The number of Great Black-backed Gull wings received from the hunting seasons 1985/86-2005/06.*

Tidsmæssig fordeling – Temporal distribution



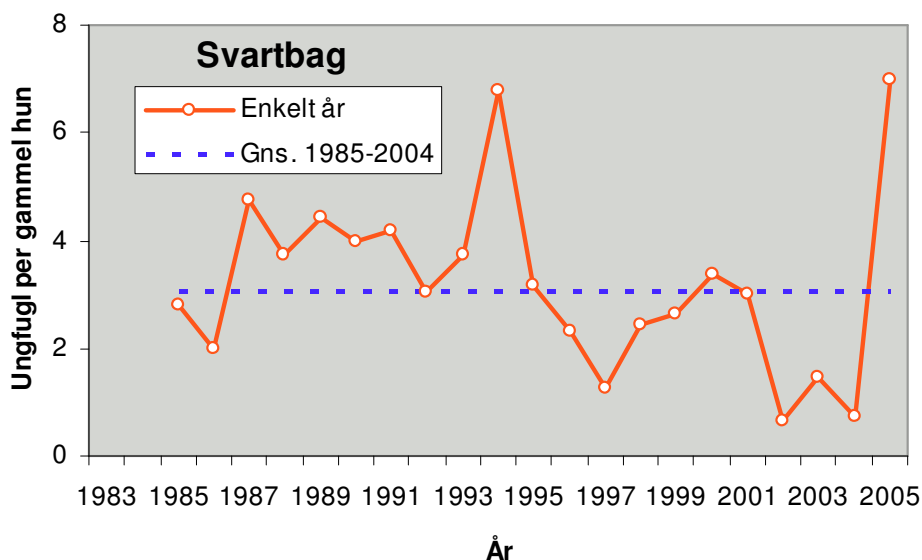
Figur 3. Tidsmæssig fordeling af vinger af svartbag nedlagt i jagtsæsonen 2005/06 og den gennemsnitlige fordeling for perioden 1994/95-2004/05 med 95 % konfidens intervaller. *Temporal distribution of wings from Great Black-backed Gull bagged during the 2005/06 hunting season and the mean and 95% confidence intervals of the period 1994/95-2004/05.*

Køns- og alderssammensætning – *Sex and age composition*



Figur 4. Køns- og alderssammensætning af svartbagvinger gennem jagtsæsonen 2005/06. Antallet af vinger er angivet i parentes.
Sex and age composition of Great Black-backed Gull wings during the hunting season 2005/06. The number of wings is shown in brackets (columns from above: juvenile, adult)

Ynglesucces – *Reproductive success*



Figur 5. Ynglesucces for svartbag, udtrykt som antal ungfugle per gammel hun i de indsendte vinger fra jagtsæsonerne 1985/86-2005/06.

Reproductive success of Great Black-backed Gull expressed as the number of juveniles per adult female of received wings from the hunting seasons 1985/86-2005/06.