

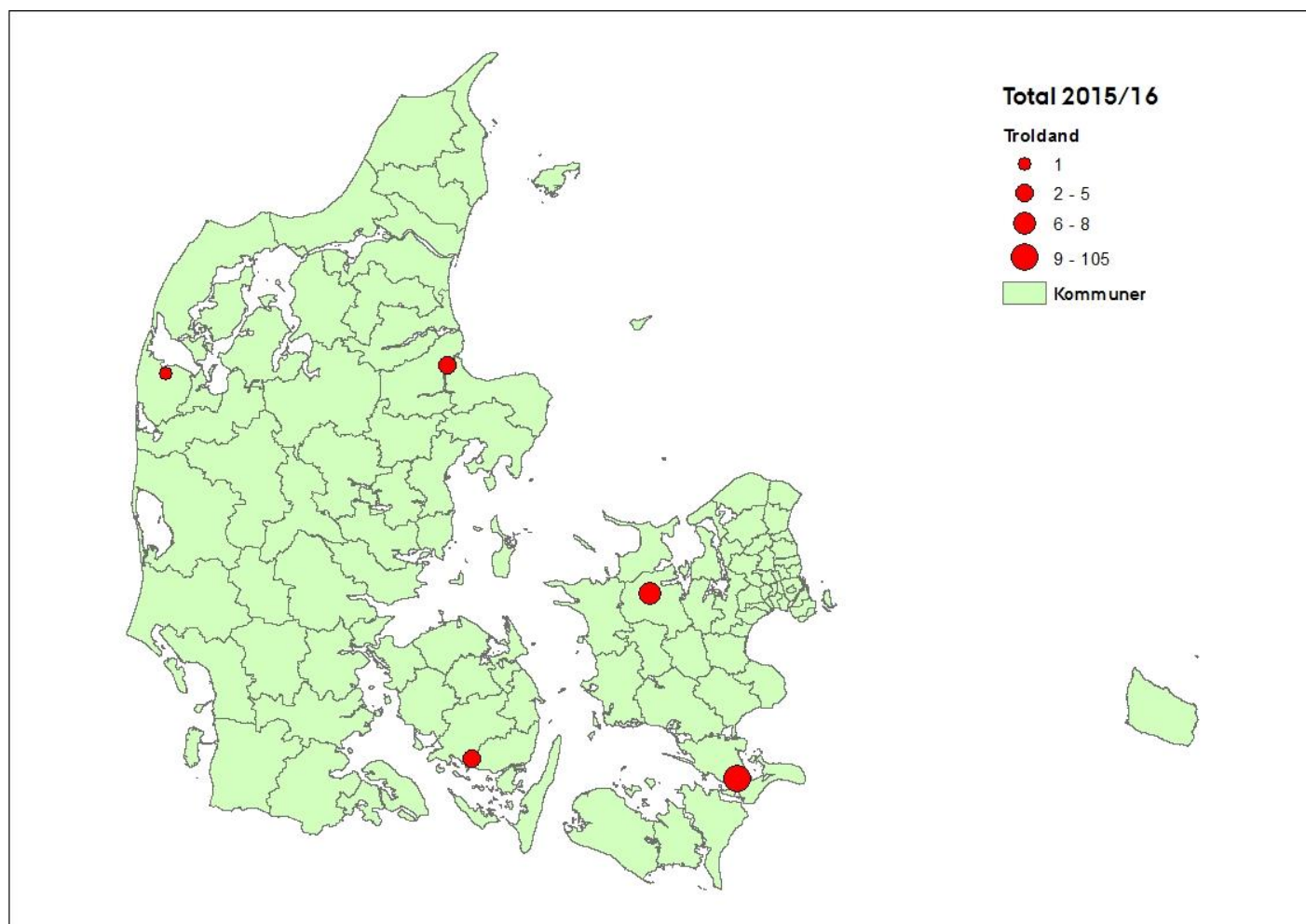
TROLDAND (*Aythya fuligula*)

Tufted Duck

Troldand har jagttid fra 1. oktober til 31. januar. Udbyttet af troldænder har de seneste år svinget mellem 4.000 og 6.000 fugle per år.

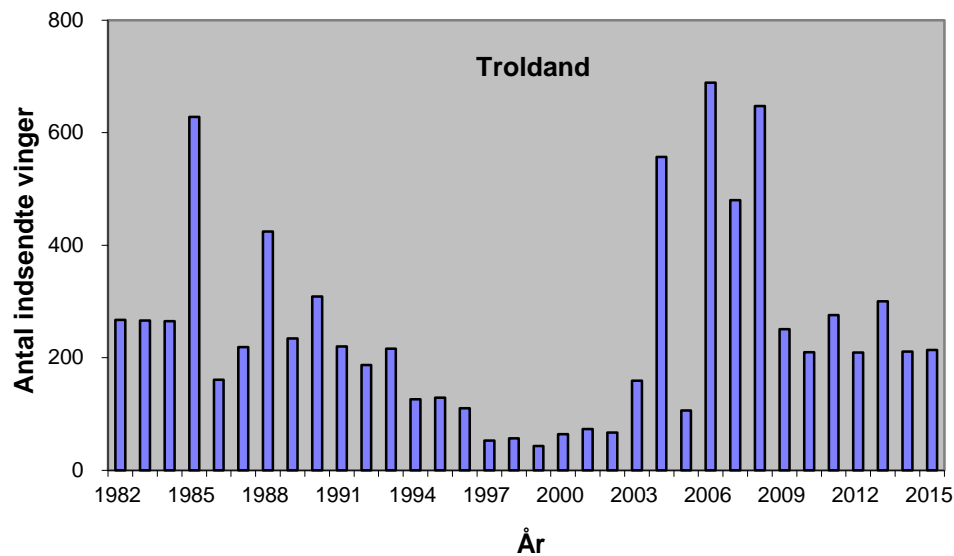
Antal og fordeling – *Number and distribution*

Der blev indsendt 214 vinger af troldand i 2015/16.



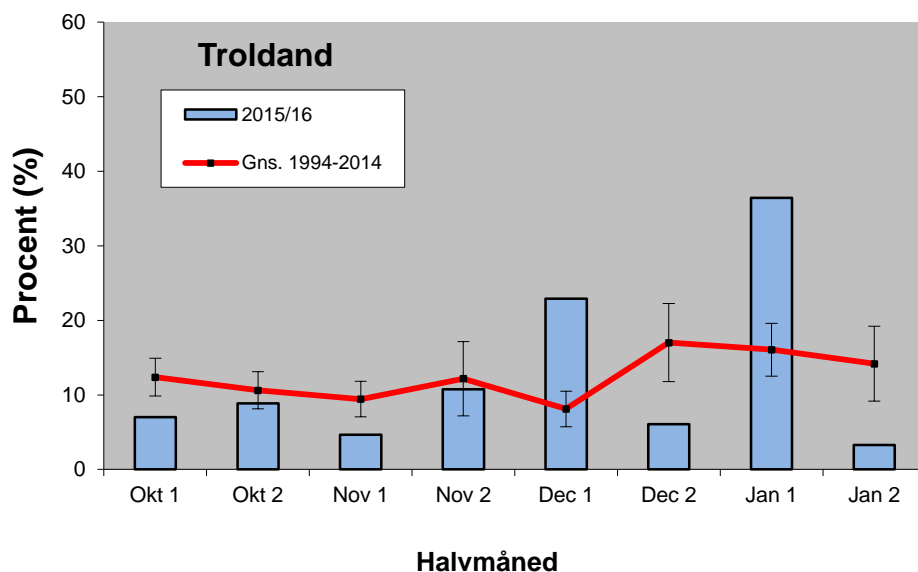
Figur 1. Geografisk fordeling af 214 vinger af troldand indsendt gennem jagtsæsonen 2015/16.

Geographical distribution of 214 wings from Tufted Duck received during the hunting season 2015/16.



Figur 2. Antallet af indsendte vinger af troidand fra jagtsæsonerne 1982/83-2015/16.
The number of Tufted Duck wings received from the hunting seasons 1982/83-2015/16.

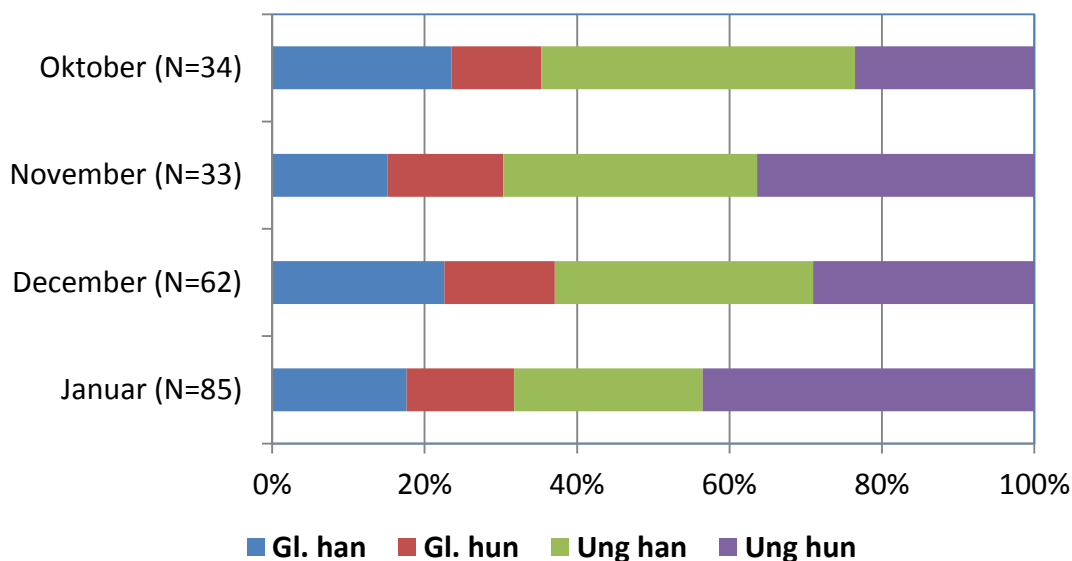
Tidsmæssig fordeling – *Temporal distribution*



Figur 3. Tidsmæssig fordeling af vinger af troidand nedlagt i jagtsæsonen 2015/16 og den gennemsnitlige fordeling for perioden 1994/95-2015/16 med 95 % konfidensintervaller.

Temporal distribution of wings from Tufted Duck bagged during the 2015/16 hunting season and the mean and 95% confidence intervals of the period 1994/95-2015/16.

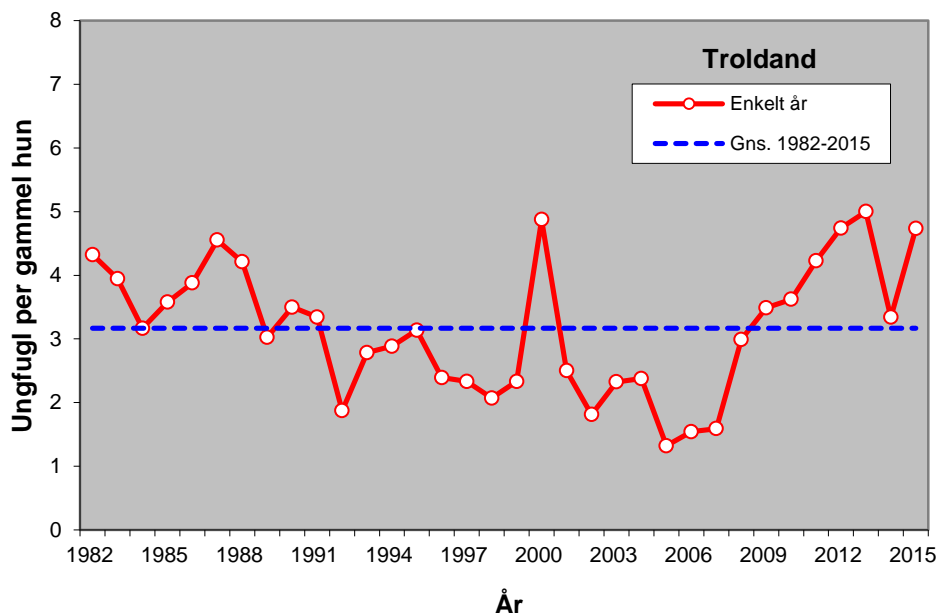
Køns- og alderssammensætning – *Sex and age composition*



Figur 4. Månedlig fordeling af køns- og alderssammensætning af troldandevinger gennem jagtsæsonen 2015/16. Antallet af vinger er angivet.

The monthly sex and age composition of Tufted Duck wings during the hunting season 2015/16 (rows from the left: adult male, adult female, juvenile male and juvenile female). The number of wings is shown.

Ynglesucces – *Reproductive success*



Figur 5. Ynglesucces for troldand, udtrykt som antal ungfugle per gammel hun i de indsendte vinger fra jagtsæsonerne 1982/83-2015/16.

Reproductive success of Tufted Duck expressed as the number of juveniles per adult female of received wings from the hunting seasons 1982/83-2015/16.