

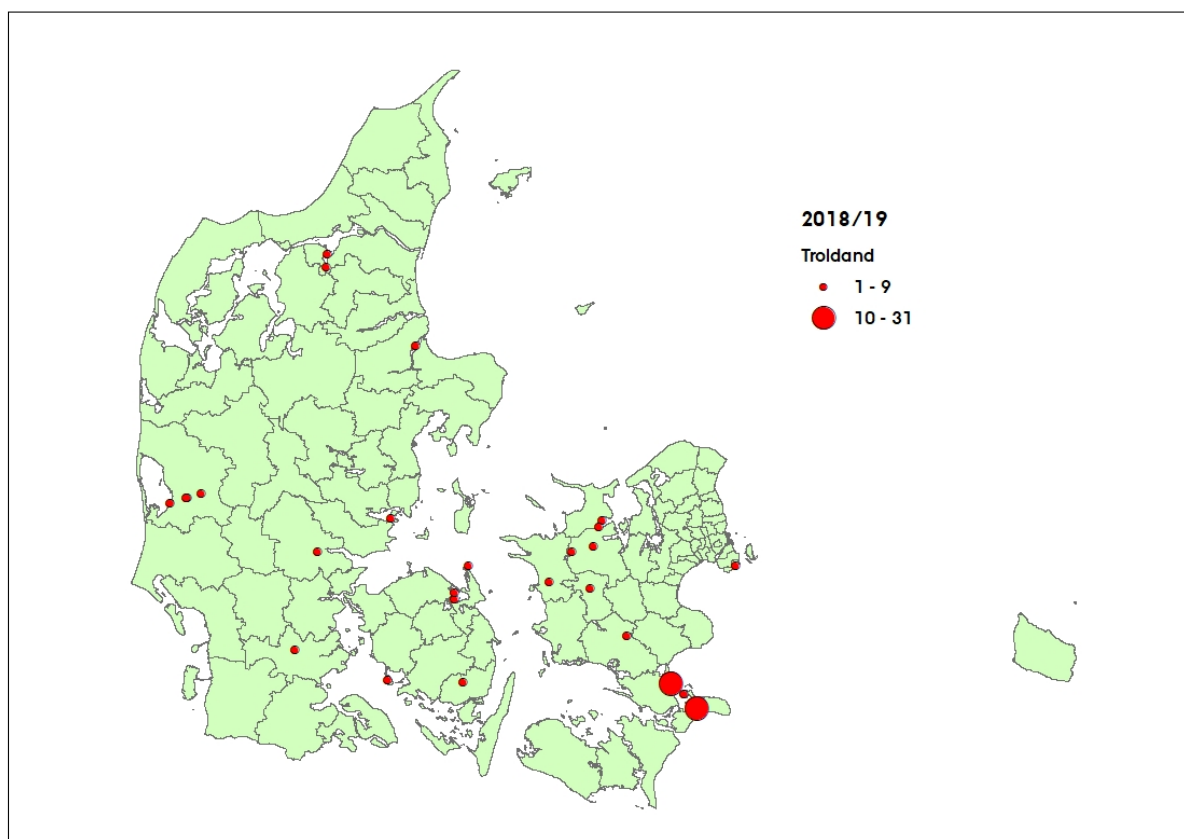
TROLDAND (*Aythya fuligula*)

Tufted Duck

Troldand har jagttid fra 1. oktober til 31. januar. Udbyttet af troldænder har de seneste år svinget mellem 4.000 og 5.500 fugle per år.

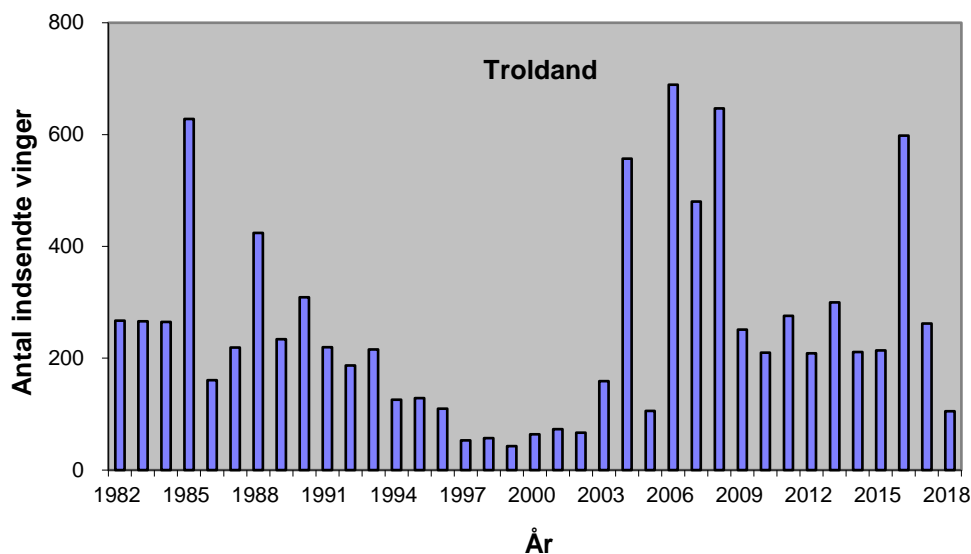
Antal og fordeling – *Number and distribution*

Der blev indsendt 105 vinger af troldand i 2018/19.



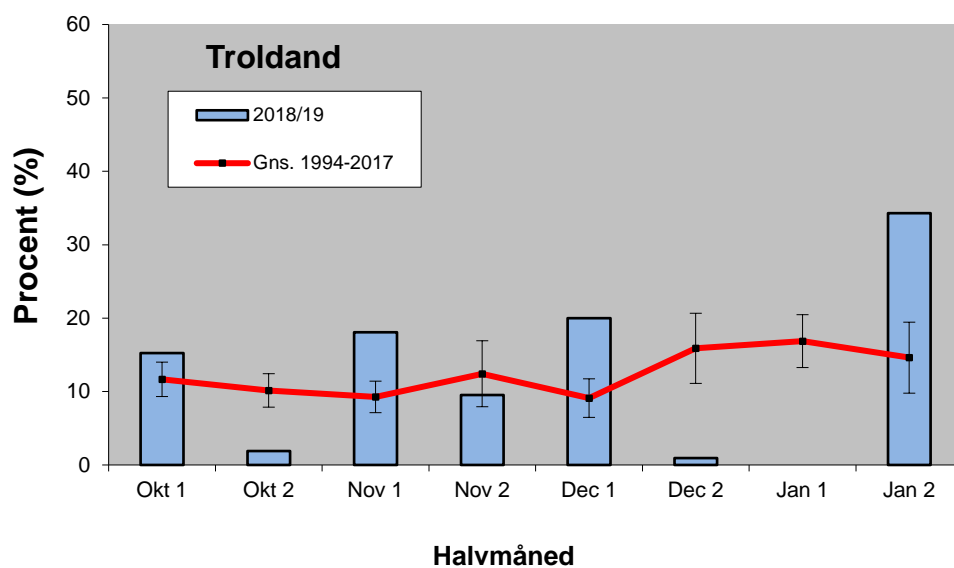
Figur 1. Geografisk fordeling af 105 vinger af troldand indsendt gennem jagtsæsonen 2018/19.

Geographical distribution of 105 wings from Tufted Duck received during the hunting season 2018/19.



Figur 2. Antallet af indsendte vinger af troldand fra jagtsæsonerne 1982/83-2018/19.
The number of Tufted Duck wings received from the hunting seasons 1982/83-2018/19.

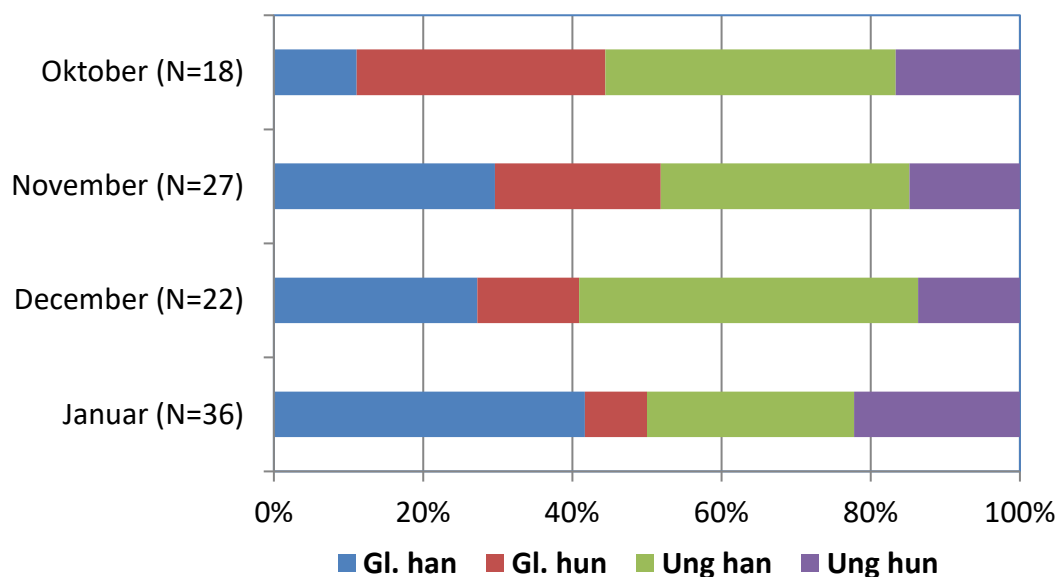
Tidsmæssig fordeling – *Temporal distribution*



Figur 3. Tidsmæssig fordeling af vinger af troldand nedlagt i jagtsæsonen 2018/19 og den gennemsnitlige fordeling for perioden 1994/95-2017/18 med 95 % konfidensintervaller.

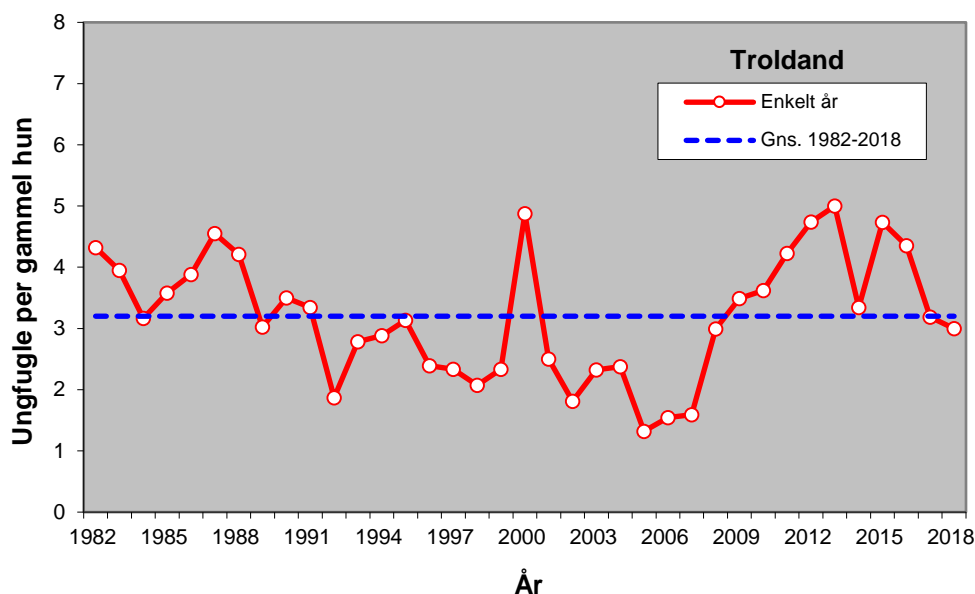
Temporal distribution of wings from Tufted Duck bagged during the 2018/19 hunting season and the mean and 95% confidence intervals of the period 1994/95-2017/18.

Køns- og alderssammensætning – *Sex and age composition*



Figur 4. Månedlig fordeling af køns- og alderssammensætning af troldandevinger gennem jagtsæsonen 2018/19. Antallet af vinger er angivet.
The monthly sex and age composition of Tufted Duck wings during the hunting season 2018/19 (rows from the left: adult male, adult female, juvenile male and juvenile female). The number of wings is shown.

Ynglesucces – *Reproductive success*



Figur 5. Ynglesucces for troldand, udtrykt som antal ungfugle per gammel hun i de indsendte vinger fra jagtsæsonerne 1982/83-2018/19.
Reproductive success of Tufted Duck expressed as the number of juveniles per adult female of received wings from the hunting seasons 1982/83-2018/19.