

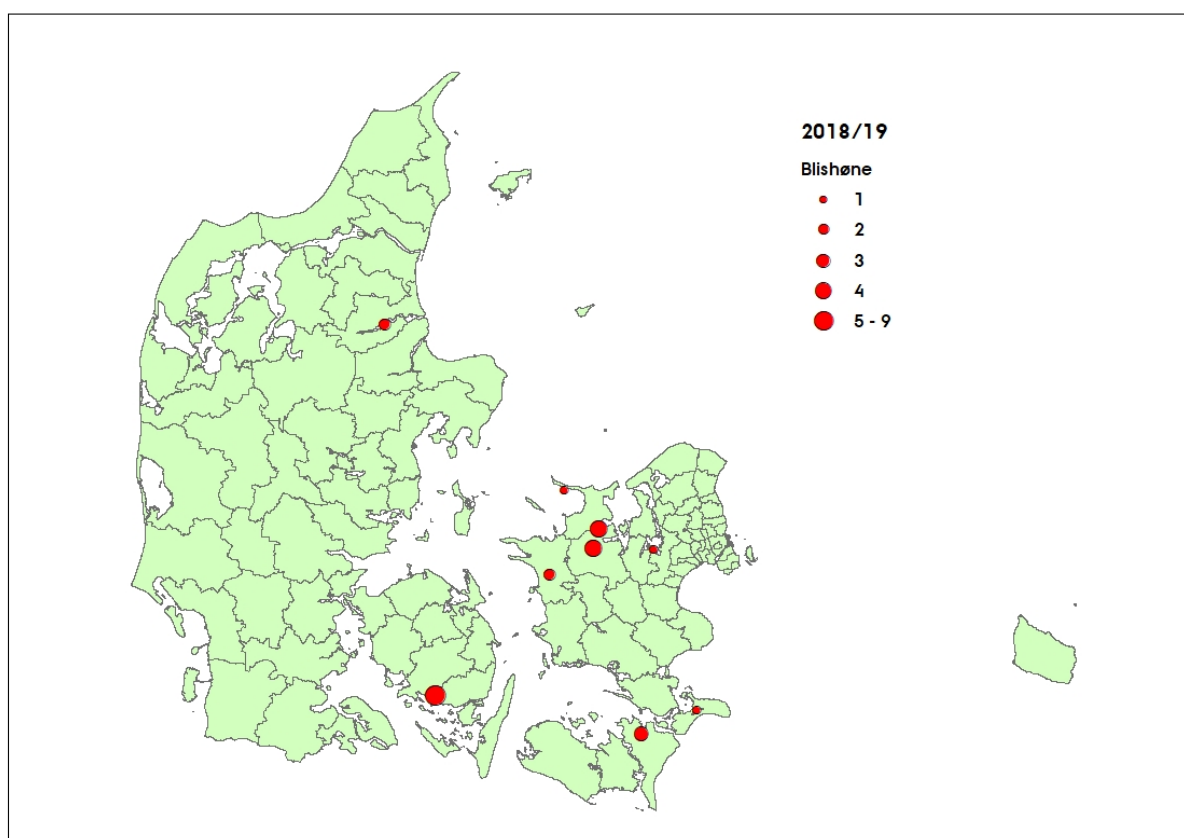
BLISHØNE (*Fulica atra*)

Coot

Blishøne har jagttid fra 1. september til 31. januar. Udbyttet af blishøne har de seneste år svinget mellem 5.000 og 11.000 fugle per år.

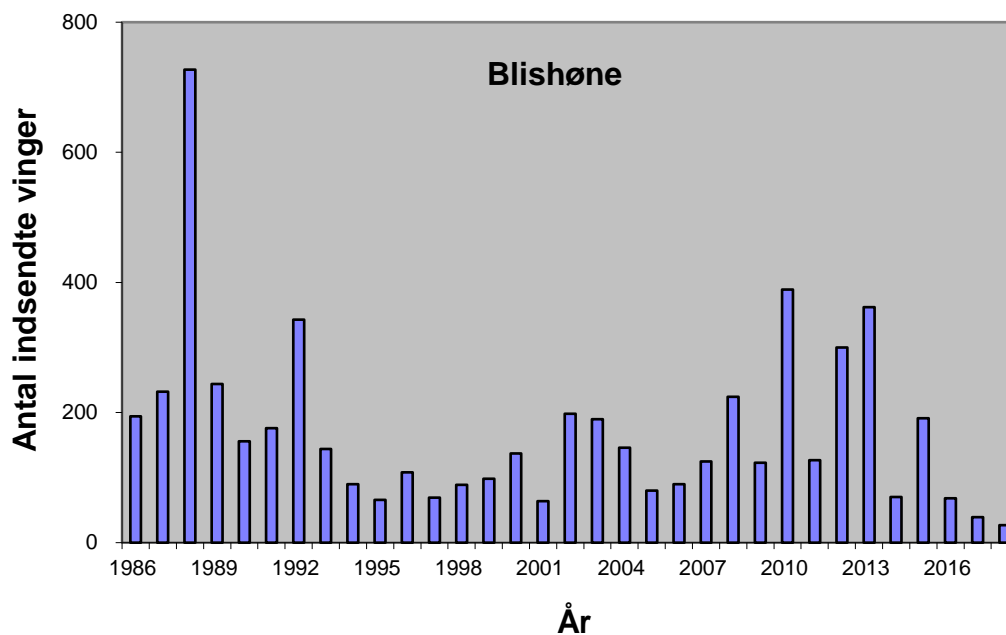
Antal og fordeling – *Number and distribution*

Der blev indsendt 27 vinger af blishøne i 2018/19.



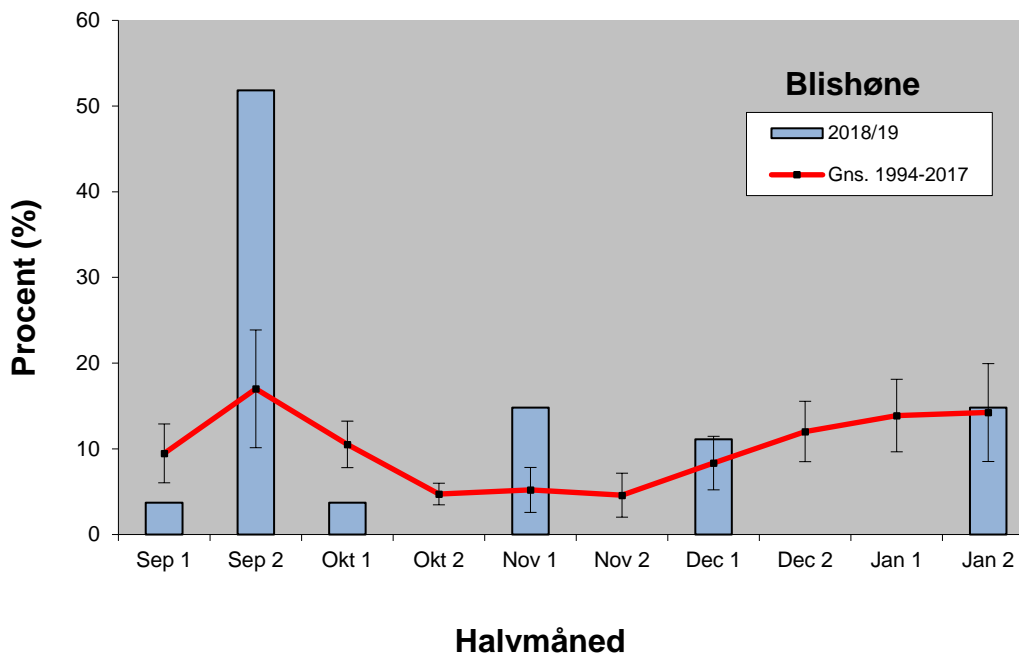
Figur 1. Geografisk fordeling af 27 vinger af blishøne indsendt gennem jagtsæsonen 2018/19.

Geographical distribution of 27 wings from Coot received during the hunting season 2018/19.



Figur 2. Antallet af indsendte vinger af blishøne fra jagtsæsonerne 1986/87-2018/19.
The number of Coot wings received from the hunting seasons 1986/87-2018/19.

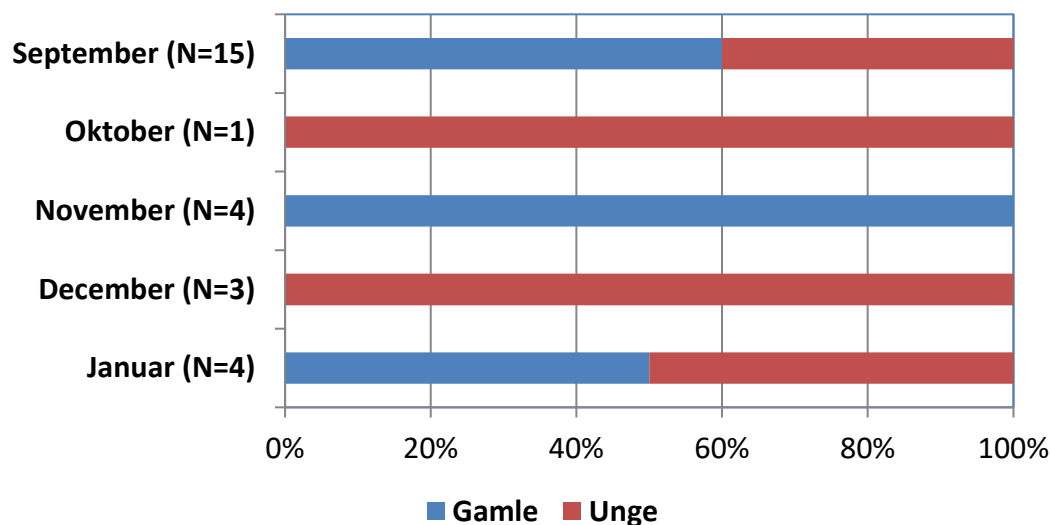
Tidsmæssig fordeling – *Temporal distribution*



Figur 3. Tidsmæssig fordeling af vinger af blishøne nedlagt i jagtsæsonen 2018/19 og den gennemsnitlige fordeling for perioden 1994/95-2017/18 med 95 % konfidensintervaller.

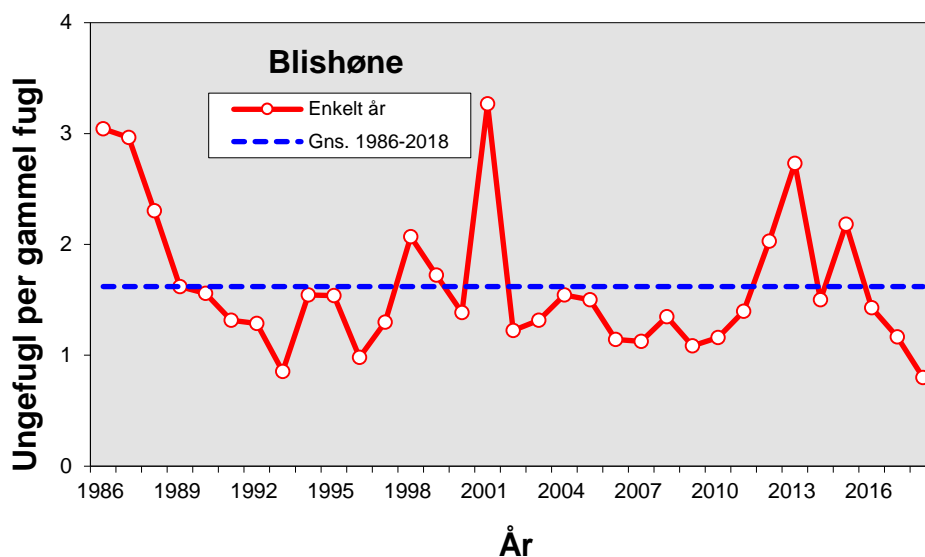
Temporal distribution of wings from Coot bagged during the 2018/19 hunting season and the mean and 95% confidence intervals of the period 1994/95-2017/18.

Aldersfordeling – Age composition



Figur 4. Månedlig fordeling af alderssammensætning af blichøvevinger gennem jagtsæsonen 2018/19. Antallet af vinger er angivet.
The monthly age composition of Coot wings during the hunting season 2018/19 (rows from the left: adults and juveniles). The number of wings is shown.

Ynglesucces – Reproductive success



Figur 4. Ynglesucces for blichøne, udtrykt som antal ungfugle per gammel fugl i de indsendte vinger fra jagtsæsonerne 1986/87-2018/19.
Reproductive success of Coot expressed as the number of juveniles per adult of received wings from the hunting seasons 1986/87-2018/19.